








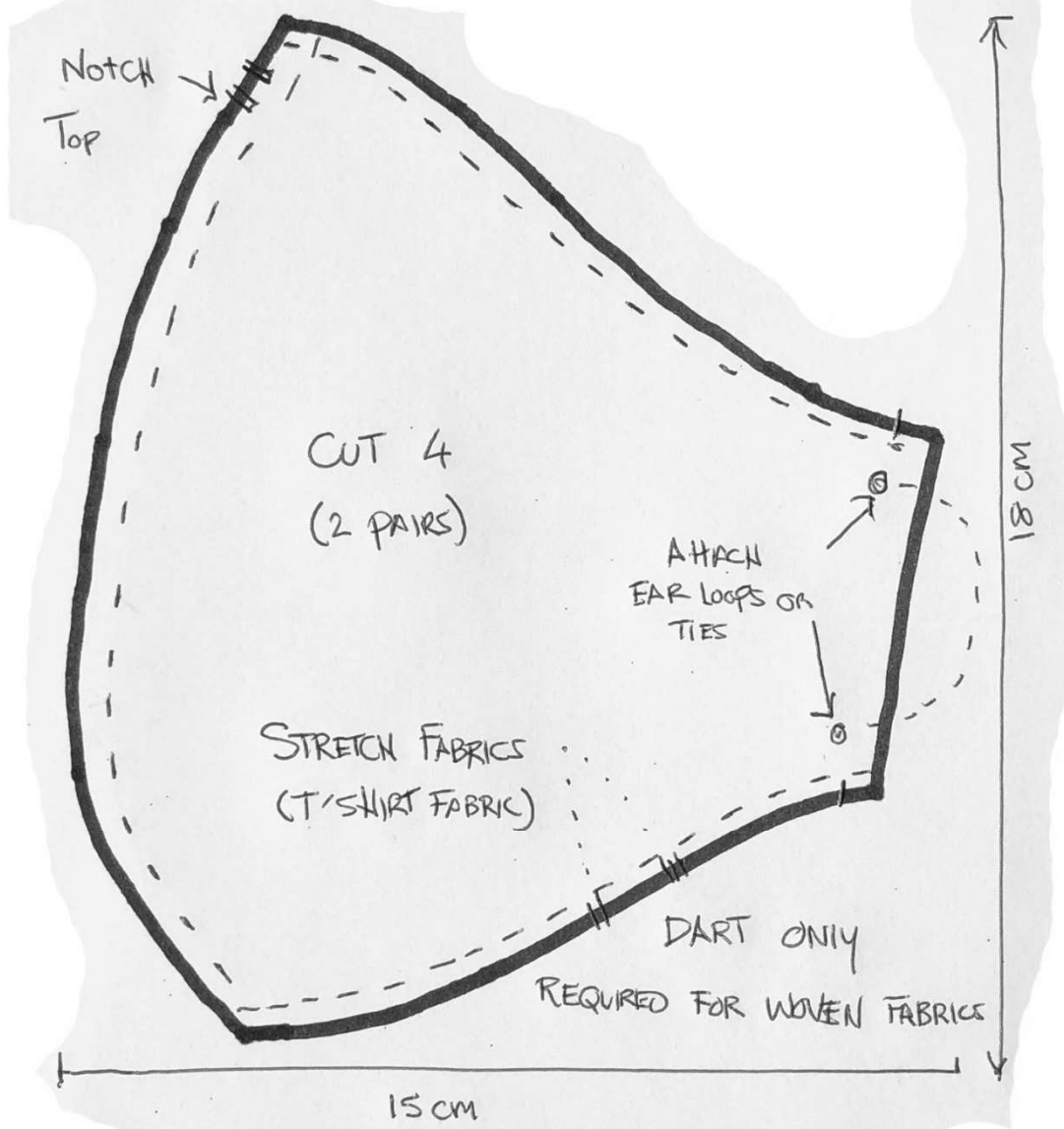



## Face Mask - feel free to share - @erica\_gray\_artist or erica\_gray\_wearables

Fabric (Non Medical): woven fabric including cotton, silk, poly blends and linen may need a dart on chin line (Adjust to your fit).

Also stretchy fabrics (no dart) including Lycra and t-shirt fabric

	<ul style="list-style-type: none"><li>• Cut 2 pairs (4 pieces)</li><li>• Join the notches together and stitch the centre front seams together on each pair.</li><li>• Open up halves and face the finished sides together, Pin and stitch along the longest sides, leaving the narrow sides open.</li></ul>	
		
	<ul style="list-style-type: none"><li>• Turn inside out (pic left)</li><li>• Topstitch along top and lower edges.</li><li>• Tuck seam allowance inside along with elastic or fabric ties into the narrow ends – both top and lower edges.</li><li>• Lastly stitch and top stitch to finish.</li></ul>	
		



SCALE to fit to A4 PRINT